




## Double rails 20 nozzles 80000 CPH multi-function SMT machine LED bulb making machine

### Our Product Introduction

for more products please visit us on [smtmountingmachine.com](http://smtmountingmachine.com)

#### Basic Information

- Place of Origin: China
- Brand Name: ETON
- Certification: CCC CE SIRA
- Model Number: RT-2
- Minimum Order Quantity: 1 SET
- Packaging Details: Vacuum wooden box
- Supply Ability: 50 PCS/month



#### Product Specification

- Name: LED Mounting Machine
- Length: 1200mm
- Width: 1930mm
- Height: 1500mm
- Total Weight: 2500kg
- No.of Camera: 4 Sets
- PCB Thickness: 0.1-6mm
- Mounting Speed: 80000CPH



## Product Description

### Double rails 20 nozzles 80000 CPH multi-function SMT machine LED bulb making machine

#### Product introduce

our multi-function machine RT-2 is equivalent to the upgraded version of RT-1. Compared with the single-module of RT-1, this RT-2 multi-function machine has **double module**, **20 nozzles** and **64 feeders**. The ideal production capacity is also twice that of RT-1, reach **80000CPH**. In addition, this type of multi-function machine also has an exclusive patented technology: **group take and separate mount and separate take and separate mount**. This technology ensures the accuracy of mount.

#### Features:

##### Magnetic linear motor multifunctional pick and place machine

Mounting components: LED chip, capacitors, resistors, IC shaped components, etc.

#### Exclusive patented technology:




Electric feeder feeding system

Vision alignment flight identification, mark correction

Auto-optimization after coordinates generated, etc

#### Technology parameter

PCB length width:	Double rails: max 450*300(non-omnidirectional610*300) Min80*80mm Single rail:max450*540mm(non-omnidirectional610*540) Min:80*80mm
Mounting mode:	Group picking and separately placing Separately picking and separately placing
Components space:	0.2mm
Power:	380AC
Power consumption:	6KW
Mounting precision:	±0.04mm
Mounting speed:	80000CPH
Mounting height:	standard≤15mm(height customize)



#### SMT machine parts

When the mouter is working, it needs to be combined with various accessories for production and installation. If there are no accessories, the mouter cannot carry out full-automatic production, so accessories are very important. So what are the functions of Mouter accessories? Let's have a look.

##### 1. Cylinder

The cylinder plays the role of lifting and stopping in the mouter. At the mounting head of the mouter, the cylinder plays the role of stopping movement in the setting process of the mounting head. The cylinder plays the role of lifting and lowering for the mouter on the mouter workbench according to the signal provided by the system.

##### 2. Synchronous belt

The synchronous belt plays the role of transmitting power in the mouter. The synchronous belt drive has the characteristics of no slip, low noise, stable transmission and large range. And can work normally in bad places.

##### 3. Filter

The filter of the mouter is generally used for compression filtration in the mounting process, which can ensure the cleaning of compressed gas. If there is no filter, it will affect the grasping of the suction nozzle during production, thus directly affecting the mounting effect.

##### 4. Conveyor belt

The conveyor belt is used as a conveyor for mounting products on the mouter. In the full-automatic production process, transmission plays a vital role. We can carry out intelligent process through the conveyor belt.

#### FAQ

Q1:Can you support the whole SMT production line?

A:Yes,we can support the whole SMT production line, we are very professional on the filed.

Q2: How is the training?

A: After buying our machine, we will send online training video or send our engineer to your factory, and then we will train your people to operate this machine.

Q3: Does your machine have quality certificate?

A: Our machine have pass CE certificate, SIRA, ISO and have patent.

Q4: :How many hours does the machine can operated per day?

A:Machine can work whole day. But for longer using life, we suggest you to have 1 hour or 2 hours off per day.



**Shenzhen Eton Automation Equipment Co., Ltd.**



0086 13670197725 (Whatsapp/Wechat)



[linda@eton-mounter.com](mailto:linda@eton-mounter.com)



[smtmountingmachine.com](http://smtmountingmachine.com)

HENGFENG INDUSTRIAL AREA,ZHOUSHI ROAD NO. 739,HEZHOU COMMUNITY,HANGCHENG  
STREET,BAOAN,SHENZHEN,CHINA